
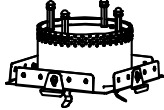





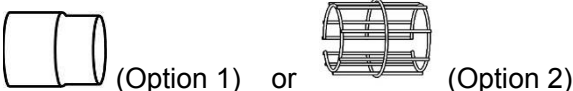






PART #	PART NAME	PICTURE	QTY
A	REFLECTOR		1
B	FLAME SCREEN		1
C	MESH GUARD - UPPER		4
D	MESH GUARD - LOWER		4
E	SUPPORT BAR - UPPER		4
F	SUPPORT BAR - LOWER		4
G	GLASS TUBE		2
H	CONNECTOR Option 1: Glass Tube Connector Option 2: Stainless Steel Connector	 (Option 1) or (Option 2)	1
I	RUBBER RING		1
J	BURNER ASSEMBLY		
K	TANK HOUSING ASSEMBLY		1
L	CHAIN (ASSEMBLED WITH DOOR)		1